

# Seniors Issues and Priorities in British Columbia

Isobel Mackenzie, Seniors Advocate

October 20, 2021



OFFICE OF THE  
**SENIORS** ADVOCATE  
BRITISH COLUMBIA

# Current status of seniors in B.C.

---

2021

1,023,741  
seniors in B.C.

19.7% of population

5,197,224  
total population



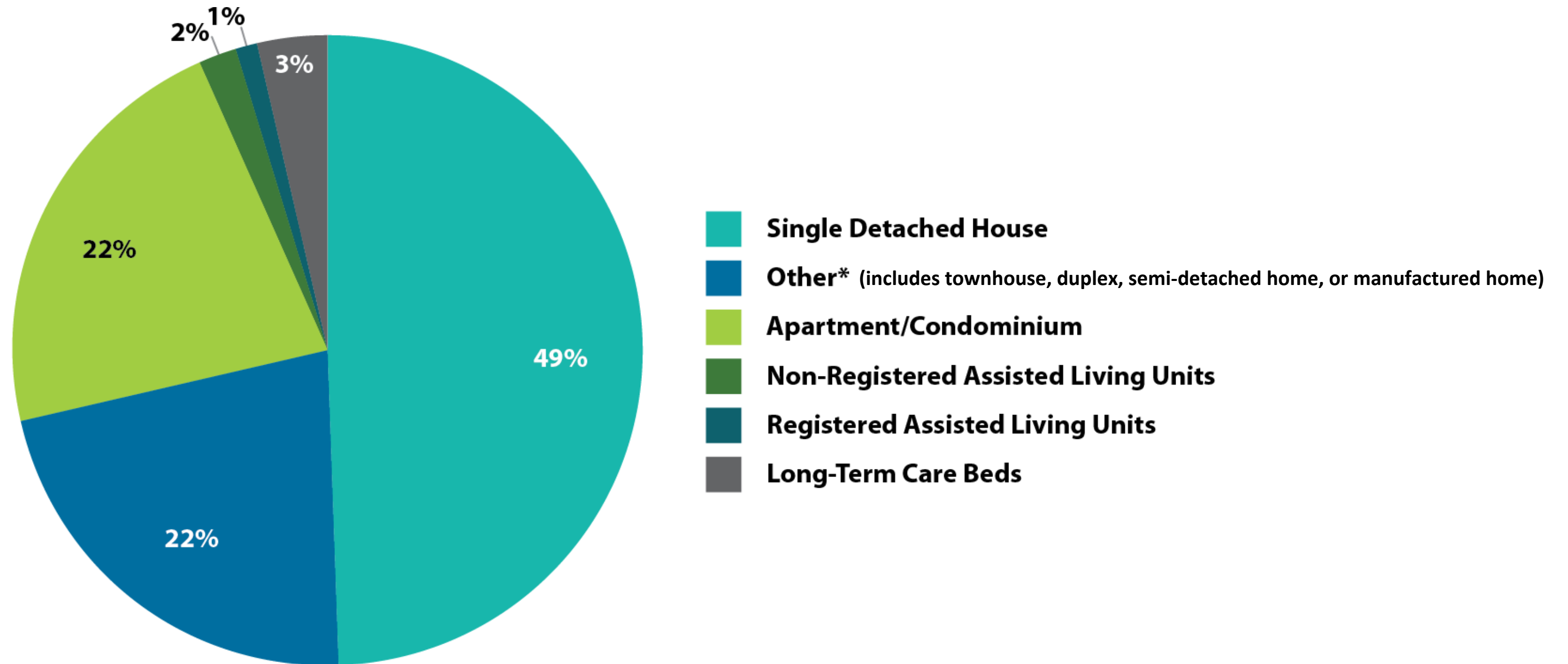
## Stats

- 93% aged 65+ live independently
- 72% aged 85+ live independently
- 10% aged 85+ live in retirement/AL
- 15% aged 85+ live in long-term care
- Median income \$29,630
- 29% of seniors receive GIS
  - 65+ employment rate 15%  
(approximately 144,000 seniors)
  - 65-69 employment rate 26%  
(approximately 85,000 seniors)



# Seniors' overall housing

---



# Seniors' Overall Health

Fiscal year 2018/2019 in British Columbia

	Under 65	65+	65-84	85+
<b>Population</b>	4,088,398	912,772	797,275	115,497
Dementia	<1%	6%	3%	20%
High complexity chronic conditions	1%	19%	17%	35%
Frail in long-term care and end of life	0%	4%	2%	15%



# Recent Actions and Activities for Seniors

- Commitment ncrease to OAS by 10% for those aged 75+
- Increase to the B.C. Seniors Supplement in April 2021 (bringing the rate for a single person to \$99.30/month)
- SAFER (expanded eligibility and increased benefits in September 2018)
- Fair PharmaCare (income based, helps low-income B.C. residents pay for prescription drugs, medical supplies, and pharmacy services)
- Adult Day Programs extended (investment of \$75 million)
- Increase in funding for long-term care as a response to COVID-19
- Increased funding to BC211 and Better at Home



OFFICE OF THE  
**SENIORS** ADVOCATE  
BRITISH COLUMBIA

# Activities still in progress



- Affordable internet
- Home support (co-payment and delivery model)
- Affordable transit (HandyDart, discount passes)
- Rural services across areas (housing, health care, transportation)



# Recent reports by OSA

- *Review of COVID-19 Outbreaks in Care Homes in British Columbia*
  - OSA report published October 6, 2021
  - Examined 365 outbreaks at 210 sites between March 1, 2020, and February 28, 2021
- *Staying Apart to Stay Safe: The Impact of Visit Restrictions on Long-Term Care and Assisted Living Survey*
  - OSA report published November 3, 2020
  - Reflects the experiences of 13,000 residents, family members, friends and the general public on the impact of visit restrictions



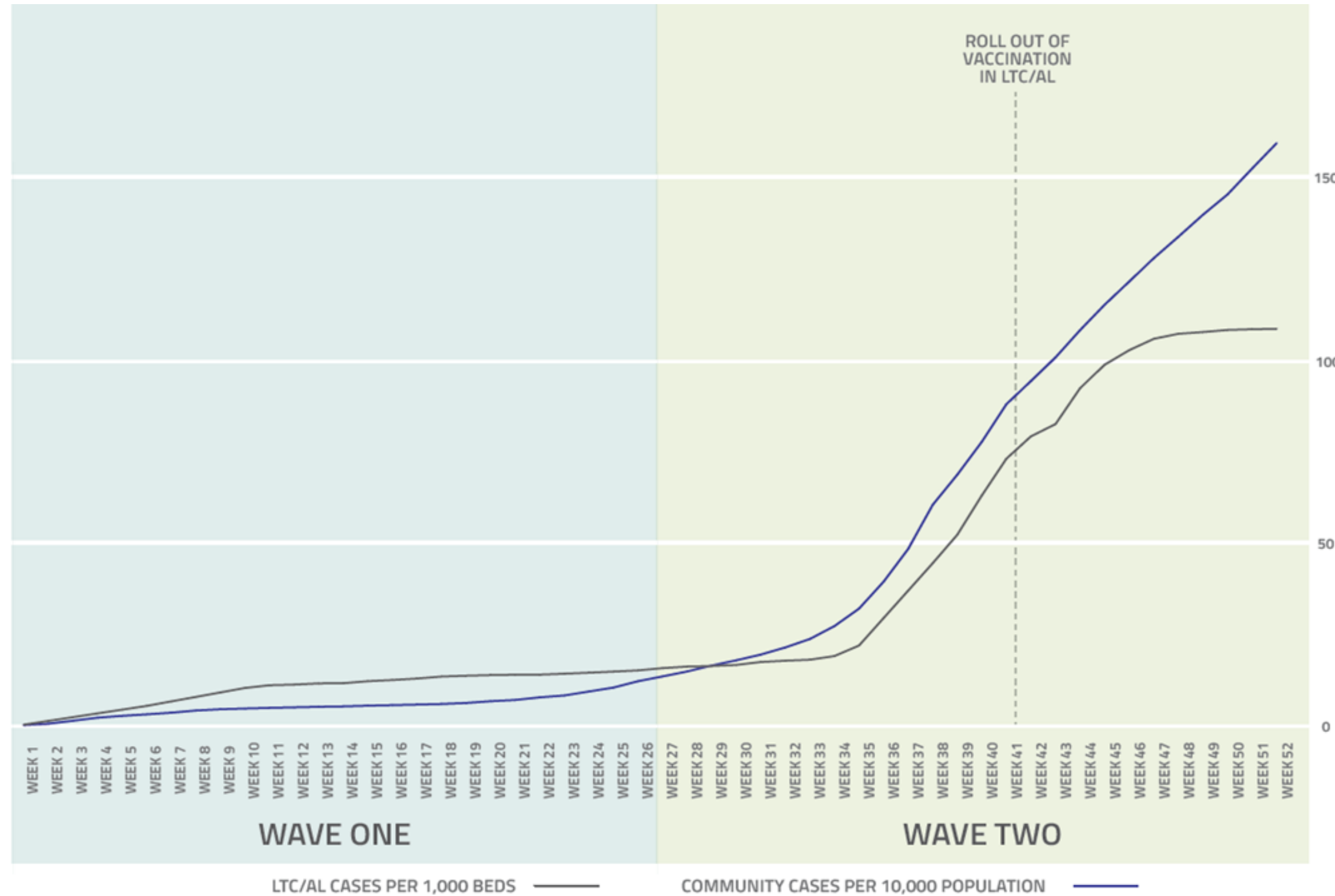
# Long-Term Care/Assisted Living & COVID-19

---

- *Review of COVID-19 Outbreaks in Care Homes in British Columbia*
  - Examined 365 outbreaks at 210 sites between March 1, 2020, and February 28, 2021
  - 72% of outbreaks were contained to four or fewer cases
  - 75% of outbreaks had no COVID-19 fatalities
  - Overall case fatality rate of 30%
- Residents and staff of long-term care were 3x more likely to contract COVID-19
- Residents were 32.6x more likely to die from COVID-19 than members of the population at large
- Strong link between low levels of RN coverage and high COVID-19 case counts
- Largest outbreaks were at sites with low amounts of paid sick leave
- Testing was not uniform
- Report recommended: expand sick leave, address staffing shortages, decrease contracting, increase number of RNs, increase testing, eliminate shared rooms, mandatory vaccinations for all staff and booster shots for residents



# Cumulative LTC/AL and Community Cases – March 2020 to February 2021



## Number of LTC/AL COVID-19 Outbreaks by Health Authority

REGION	NUMBER OF OUTBREAKS	CASES PER 100,000 POPULATION	LONG-TERM CARE AND ASSISTED LIVING CASES	STAFF/RESIDENT CASES PER 1,000 BEDS
Interior Health Authority (IHA)	40	897.8	434	52.0
Fraser Health Authority (FHA)	213	2,452.4	2,479	197.0
Vancouver Coastal Health Authority (VCHA)	92	1,543.1	1,411	156.4
Vancouver Island Health Authority (VIHA)	12	276.2	22	2.6
Northern Health Authority (NHA)	8	1,615.1	138	93.8
British Columbia	365	1,574.7	4,484	112.5

# Impact of COVID-19 on LTC residents

## Frequency of Pre/Post Visits

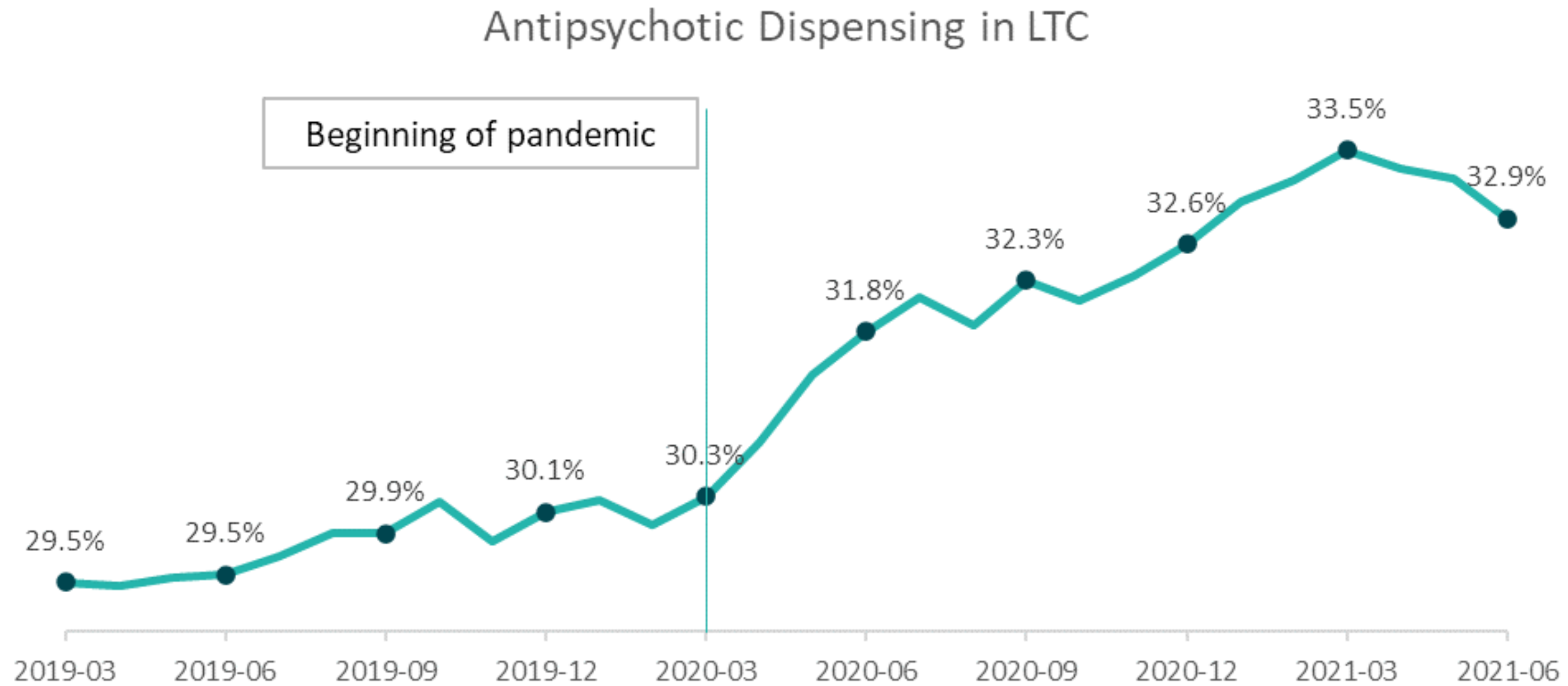
Frequency	Pre-Pandemic	Currently
Daily	18%	4%
Several times per week, but not always daily	41%	10%
Weekly	20%	56%
Every other week	6%	14%

## Duration of Pre/Post Visits

Duration	Pre-Pandemic	Currently
30 minutes or less	4%	44%
30 minutes to one hour	27%	34%
One hour to two hours	39%	9%
Two to four hours	19%	1%
More than four hours	7%	<1%

- 65% of visits were observed by staff for some or all of the time
- Only 21% of visits were in the privacy of the resident's room
- 70% of visitors were not allowed to touch their loved ones

# Increased prescribing of antidepressants & anti-psychotic drugs for people in care homes





OFFICE OF THE  
**SENIORS** ADVOCATE  
BRITISH COLUMBIA

# Questions?



OFFICE OF THE  
**SENIORS** ADVOCATE  
BRITISH COLUMBIA

# Contact

[www.seniorsadvocatebc.ca](http://www.seniorsadvocatebc.ca)

Toll-free: **1-877-952-3181**

In Victoria: 250-952-3181

Open Monday to Friday, 8:30am–4:30pm

Interpretation services available in more than 90 languages

 [info@seniorsadvocatebc.ca](mailto:info@seniorsadvocatebc.ca)

 [facebook.com/SeniorsAdvocateBC](https://facebook.com/SeniorsAdvocateBC)

 [@SrsAdvocateBC](https://twitter.com/SrsAdvocateBC)